



ALPHA AGGRESSIVE STRATEGY GREEK EQUITY FUND

30 November 2020



Morningstar®

Investment Objective and Policy

The Fund's investment objective is to provide capital growth and income over the long-term, by investing primarily in equities of Greek companies.

In order to achieve its objective, the Fund invests primarily in a diversified portfolio of equities listed in the Athens Exchange, with an emphasis on equities of companies that have superior growth prospects and dynamics. The Fund invests in equities of companies which have economic activities in any sector or geographic area, with no limitation regarding their capitalization.

The Fund is actively managed. Our investment process is based on quantitative and qualitative assessment of fundamental factors, with the purpose of developing investment views on the attractiveness and prospects of equity sectors, along with selecting individual securities based on companies' growth prospects, balance sheet quality, level of corporate governance and valuation. The Fund manager can be quite flexible in adjusting the portfolio, in order to take advantage of short-term market fluctuations or any opportunities that may arise.

Benchmark: Athex Composite Share Price Index

Fund Information

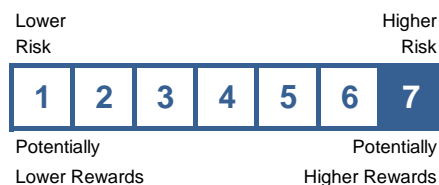
Domicile	Greece
Fund Type	UCITS
Category	Equity Fund
Inception Date	16.12.2003
Base Currency	Euro
Total AUM	58,81 million €
Custodian	Alpha Bank S.A.
Valuation Frequency	Daily
Redemption Settlement	3 business days
Distribution Network	Alpha Bank, AXA Insurance

Share Classes	Classic	Institutional
Launch Date	16.12.2003	18.05.2018
ISIN Code	GRF000218005	GRF000239001
Bloomberg Ticker	ALSTDOM GA	AASGEQI GA
NAV per share	10,1901 €	10,5907 €
Management Fee	2,50%	1,25%
Subscription Charge	1,00%	0,00%
Redemption Charge	1,00% <1 year	0,00%
	0,50% 1-2 years	
	0,00% > 2 years	

Management Company

Name	Alpha Asset Management M.F.M.C.
Address	25-29 Karneadou St., 106 75 Athens
Telephone	210 374 2800
E-mail	info@alphaasset.gr
Website	www.alphamutual.gr

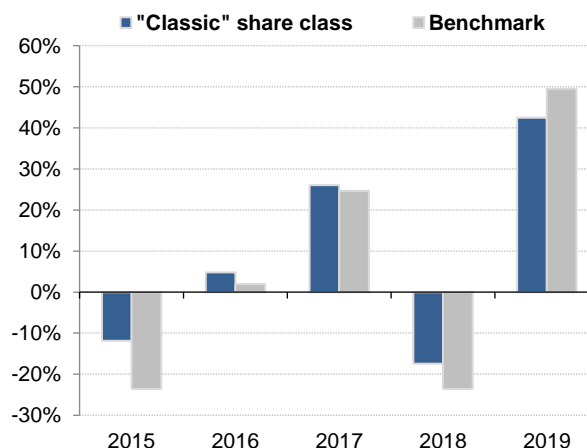
Risk and Reward Profile



Performance (%)

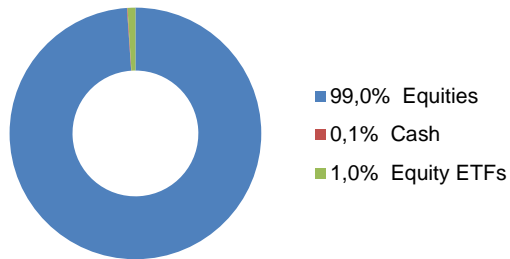
In Euro	Cumulative Returns				Annual Returns				
	YTD	1 Year	3 Years	5 Years	2015	2016	2017	2018	2019
"Classic" share class	-17,85%	-16,40%	4,07%	30,04%	-11,85%	4,82%	26,06%	-17,41%	42,43%
"Institutional" share class	-15,90%	-14,37%	-	-	-	-	-	-	43,47%
Benchmark	-19,61%	-18,26%	-0,44%	16,08%	-23,58%	1,95%	24,66%	-23,56%	49,47%

Performance Evolution, "Classic" share class





Portfolio Structure



Top 10 Equity Holdings

MYTILINEOS HOLDINGS	7,2%
PUBLIC POWER CORPORATION	7,1%
HELLENIC TELECOM. ORGANIZ.	6,9%
TERNA ENERGY	6,2%
ALPHA BANK	5,8%
NATIONAL BANK OF GREECE	5,1%
TITAN CEMENT	4,6%
OPAP	4,3%
COCA-COLA HBC	4,3%
JUMBO	4,2%

Allocation by Currency

EUR	100,0%
Other	0,0%
Total Portfolio	100,0%

Allocation by Country

Greece	99,0%
Other	0,0%
Total Equities	99,0%

Allocation by Sector

Utilities	17,0%
Banks	15,1%
Construction & Materials	10,1%
Industrial Goods & Services	9,3%
Technology	7,2%
Food & Beverage	7,1%
Telecommunications	6,9%
Personal & Household Goods	6,9%
Travel & Leisure	5,9%
Real Estate	4,4%
Oil & Gas	2,8%
Chemicals	2,4%
Retail	1,6%
Financial Services	1,5%
Other	1,0%
Total Equities	99,0%

© 2011 Morningstar. All Rights Reserved. The information contained herein: (1) is proprietary to Morningstar and/or its content providers; (2) may not be copied or distributed; and (3) is not warranted to be accurate, complete or timely. Neither Morningstar nor its content providers are responsible for any damages or losses arising from any use of this information. Past performance is no guarantee of future results.

The present document is for informational purposes only and under no circumstances should this information constitute an investment advice, recommendation or offer for anyone with respect to the Mutual Fund, or any securities or other financial instrument that may be mentioned.

Further information with regard to this Mutual Fund can be found on the fund's Prospectus, Key Investor Information Document (KIID) and articles of incorporation, as well as its annual and semi-annual reports. The aforementioned documents are available free of charge in electronic form at the Management Company's website or in printed form from the Management Company's offices or any branch of Alpha Bank and AXA Insurance.

Management Company License: HCMC Rule 21/2/19.05.1989 & 16/391/20.07.2006

Mutual Fund License: HCMC Rule 29/458/07.11.2003 (Gov.Gaz. 1771/B/28.11.2003)