



ALPHA COSMOS STARS USA EQUITY FUND OF FUNDS

30 November 2020



Morningstar®

Investment Objective and Policy

The Fund's investment objective is to provide capital growth and income over the long-term, by investing primarily in units or shares of UCITS or other UCIs, providing exposure to the U.S. equity market.

In order to achieve its objective, the Fund invests primarily in a diversified portfolio of equity mutual funds, managed by leading international asset managers, which mainly invest in U.S. equities.

The Fund is actively managed. Our investment process is based on the assessment of quantitative and qualitative criteria, with the purpose of selecting individual funds. These criteria evaluate parameters such as historical returns, volatility, stability of outperformance, behavior in different environments, structure and composition of management team, investment strategy and procedures, risk management policy, etc.

Benchmark: S&P 500 Price Return USD Index

Fund Information

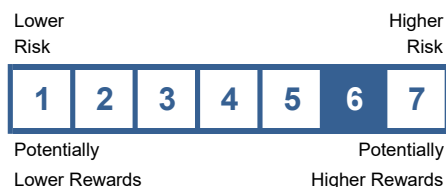
Domicile	Greece
Fund Type	UCITS
Category	Equity Fund of Funds
Inception Date	04.11.2005
Base Currency	Euro
Total AUM	26.50 million €
Custodian	Alpha Bank S.A.
Valuation Frequency	Daily
Redemption Settlement	3 business days
Distribution Network	Alpha Bank, AXA Insurance

Share Classes	Classic	Institutional
Launch Date	04.11.2005	11.12.2017
ISIN Code	GRF000227006	GRF000228004
Bloomberg Ticker	ACOSUEQ GA	ACOSUEI GA
NAV per share	22.4510 €	22.9694 €
Management Fee	1.50%	0.75%
Subscription Charge	1.00%	0.00%
Redemption Charge	1,00% <1 year	0.00%
	0,50% 1-2 years	
	0,00% > 2 years	

Management Company

Name	Alpha Asset Management M.F.M.C.
Address	25-29 Karneadou St., 106 75 Athens
Telephone	210 374 2800
E-mail	info@alphaasset.gr
Website	www.alphamutual.gr

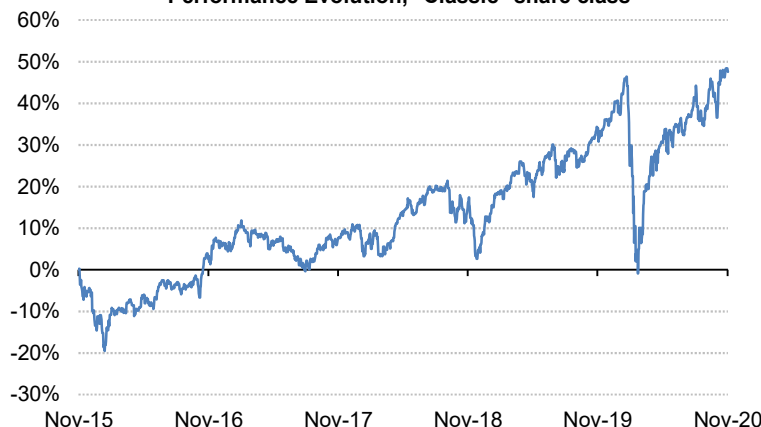
Risk and Reward Profile



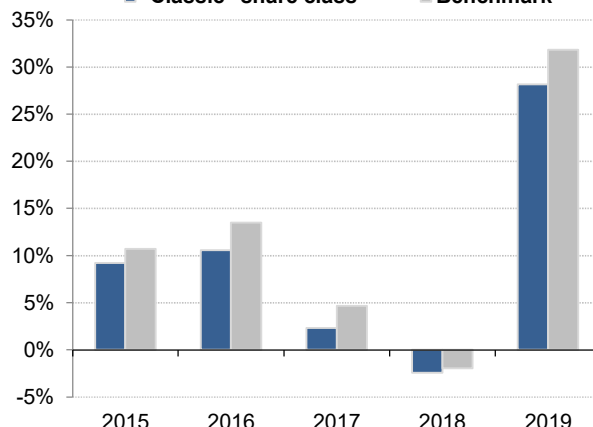
Performance (%)

In Euro	Cumulative Returns				Annual Returns				
	YTD	1 Year	3 Years	5 Years	2015	2016	2017	2018	2019
"Classic" share class	9.64%	10.10%	37.31%	47.55%	9.21%	10.58%	2.34%	-2.44%	28.15%
"Institutional" share class	10.42%	10.95%	-	-	-	-	-	-1.68%	29.14%
Benchmark	5.37%	6.49%	36.55%	54.45%	10.71%	13.49%	4.67%	-1.94%	31.82%

Performance Evolution, "Classic" share class

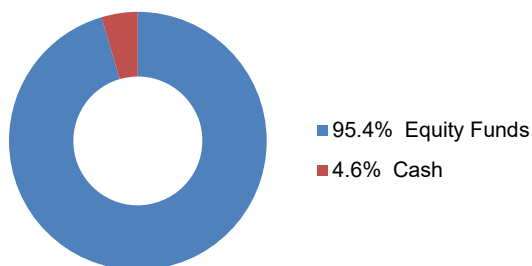


■ "Classic" share class ■ Benchmark





Portfolio Structure



Allocation by Country

U.S.A.	95.4%
Other	0.0%
Total Equity Funds	95.4%

Top 5 Holdings

JPMorgan Investment Funds - US Select Equity Fund	14.8%
Amundi Funds - Pioneer US Equity Fundamental Growth	14.4%
Schroder ISF US Large Cap	11.4%
FTIF - Franklin U.S. Opportunities Fund	10.9%
Amundi Funds - US Pioneer Fund	10.6%

The present document is for informational purposes only and under no circumstances should this information constitute an investment advice, recommendation or offer for anyone with respect to the Mutual Fund, or any securities or other financial instrument that may be mentioned.

Further information with regard to this Mutual Fund can be found on the fund's Prospectus, Key Investor Information Document (KIID) and articles of incorporation, as well as its annual and semi-annual reports. The aforementioned documents are available free of charge in electronic form at the Management Company's website or in printed form from the Management Company's offices or any branch of Alpha Bank and AXA Insurance.

Management Company License: HCMC Rule 21/2/19.05.1989 & 16/391/20.07.2006

Mutual Fund License: HCMC Rule 2/601/17.10.2005 (Gov.Gaz. 1509/B/03.11.2005)