



ALPHA GLOBAL BLUE CHIPS EQUITY FUND

30 November 2020



Morningstar®

Investment Objective and Policy

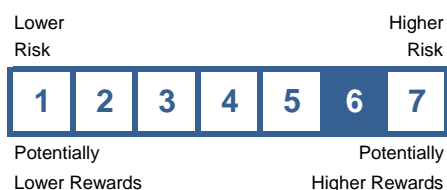
The Fund's investment objective is to provide capital growth and income over the long-term, by investing primarily in equities of large capitalization companies globally.

In order to achieve its objective, the Fund invests primarily in a diversified portfolio of equities and/or other securities equivalent to equities, like depositary receipts, listed in international exchanges, mainly in developed markets. The Fund invests in highly liquid equities of large capitalization companies which have economic activities in any sector or geographic area.

The Fund is actively managed. Our investment process is based on quantitative and qualitative assessment of fundamental factors, with the purpose of developing investment views on the attractiveness and prospects of equity sectors, along with selecting individual securities based on companies' growth prospects, balance sheet quality, level of corporate governance and valuation.

Benchmark: S&P Global 100 Price Return USD Index

Risk and Reward Profile



Fund Information

Domicile	Greece
Fund Type	UCITS
Category	Equity Fund
Inception Date	13.10.2010
Base Currency	Euro
Total AUM	24,98 million €
Custodian	Alpha Bank S.A.
Valuation Frequency	Daily
Redemption Settlement	3 business days
Distribution Network	Alpha Bank, AXA Insurance

Share Classes	Classic	Institutional
Launch Date	13.10.2010	11.12.2017
ISIN Code	GRF000220001	GRF000221009
Bloomberg Ticker	ALGLBCF GA	ALGBCEI GA
NAV per share	20,9463 €	21,6185 €
Management Fee	2,00%	1,00%
Subscription Charge	1,00%	0,00%
Redemption Charge	1,00% <1 year	0,00%
	0,50% 1-2 years	
	0,00% > 2 years	

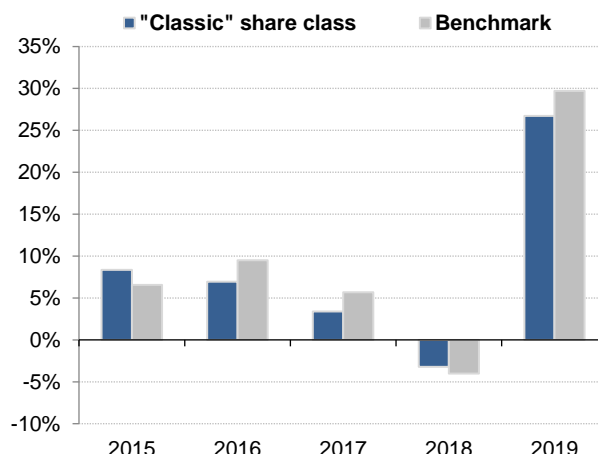
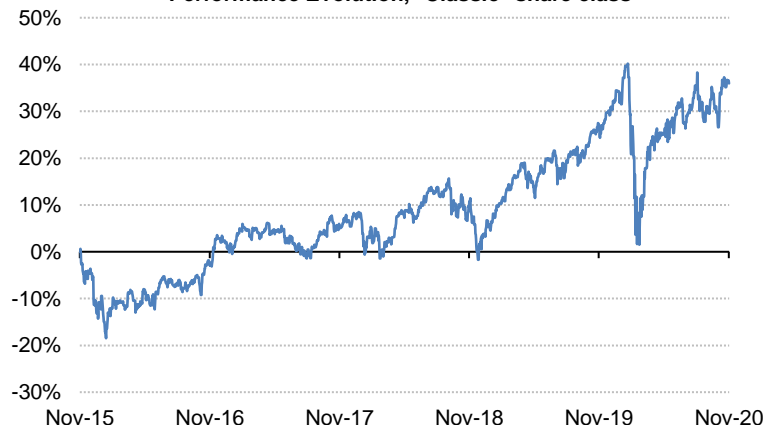
Management Company

Name	Alpha Asset Management M.F.M.C.
Address	25-29 Karneadou St., 106 75 Athens
Telephone	210 374 2800
E-mail	info@alphaasset.gr
Website	www.alphamutual.gr

Performance (%)

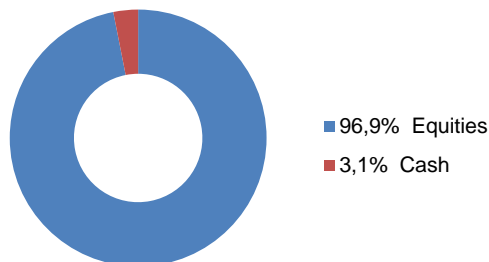
In Euro	Cumulative Returns				Annual Returns				
	YTD	1 Year	3 Years	5 Years	2015	2016	2017	2018	2019
"Classic" share class	5,18%	7,23%	29,12%	35,97%	8,36%	6,94%	3,40%	-3,23%	26,72%
"Institutional" share class	6,16%	8,33%	-	-	-	-	-	-2,12%	28,05%
Benchmark	4,59%	7,01%	30,75%	43,35%	6,58%	9,50%	5,69%	-4,02%	29,70%

Performance Evolution, "Classic" share class





Portfolio Structure



Top 10 Equity Holdings

Apple Inc	9,0%
Microsoft Corp	8,6%
Alphabet Inc	8,5%
Amazon.com Inc	8,4%
Johnson & Johnson	3,2%
Procter & Gamble Co/The	2,7%
Nestle SA	2,5%
JPMorgan Chase & Co	2,5%
Samsung Electronics Co Ltd	2,2%
Adobe Inc	1,8%

Allocation by Currency

USD	75,7%
EUR	12,9%
GBP	4,7%
CHF	6,6%
Other	0,0%
Total Portfolio	100%

Allocation by Sector

Information Technology	27,2%
Health Care	13,8%
Consumer Staples	12,6%
Consumer Discretionary	12,1%
Communication Services	8,5%
Financials	8,9%
Industrials	5,8%
Energy	3,8%
Materials	3,2%
Real Estate	0,9%
Utilities	0,0%
Total Equities	96,9%

Allocation by Country

USA	72,1%
Switzerland	6,6%
Britain	3,1%
France	4,8%
Germany	4,4%
Netherlands	1,6%
Spain	0,0%
Other	4,4%
Total Equities	96,9%

© 2011 Morningstar. All Rights Reserved. The information contained herein: (1) is proprietary to Morningstar and/or its content providers; (2) may not be copied or distributed; and (3) is not warranted to be accurate, complete or timely. Neither Morningstar nor its content providers are responsible for any damages or losses arising from any use of this information. Past performance is no guarantee of future results.

The present document is for informational purposes only and under no circumstances should this information constitute an investment advice, recommendation or offer for anyone with respect to the Mutual Fund, or any securities or other financial instrument that may be mentioned.

Further information with regard to this Mutual Fund can be found on the fund's Prospectus, Key Investor Information Document (KIID) and articles of incorporation, as well as its annual and semi-annual reports. The aforementioned documents are available free of charge in electronic form at the Management Company's website or in printed form from the Management Company's offices or any branch of Alpha Bank and AXA Insurance.

Management Company License: HCMC Rule 21/2/19.05.1989 & 16/391/20.07.2006

Mutual Fund License: HCMC Rule 67/25.08.2010